

RONDOflex plus 360

Versatile preparations for better results – simple, clean and painless.



Surface treatment prior to the adhesive technique

Minimally invasive cavity preparation

Restorative surfaces such as secondary caries

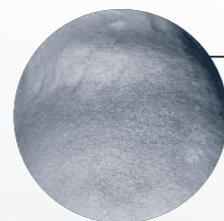
Clean work. Functionality.

Easy and efficient working with RONDOflex plus


The principle for the perfect surface

Defined powder particles are accelerated to high speed (20 m/sec) in an air stream. When these particles strike the area to be processed, tooth substance is removed accurately through kinetic energy.

The surface area is cleaned, roughened and also enlarged. A larger surface area translates into a higher adhesive strength, which is the optimal foundation for all adhesive and bonding techniques. Soft tooth structures or composite are simply removed, resulting in a minimally invasive preparation.



Cavity after blasting for 60 seconds with 50 µm powder. Very good abrasive power and clear contours are recognisable



Surface of the same cavity under 500x magnification. The surface structure is roughened uniformly over the entire cavity



What's special about KaVo RONDOflex plus: working cleanly with water spray

A water jacket encloses the powder stream at the tip of the cannula. This way, all powder particles are captured by the water. As a result, there is less surrounding contamination and deposit with the same effectiveness. And your patients will feel the difference too: no dust-dry mouth after the treatment.

Effective abrasive performance over a large area and flexible handling

For high abrasive power over a large area, use the powder with a particle size of 50 µm, for a lower, more precise abrasive power, use the powder with a particle size of 27 µm. In addition, four different cannulas (diameter and angle) are available. With the 360° rotatable grip sleeve, you can easily and comfortably reach all regions in the mouth.

Immediate and flexible usage


With the MULTiflex coupling, the RONDOflex plus is ready to go in no time at all. Just a "Click" does the trick! No additional devices. No additional connections. No fiddly assembly.

For you, this means: efficiency

highly efficient, clean processing with hygienic water spray from the dental unit, easy handling, precise positioning and with the best possible protection of healthy tooth substance.

For your patients: painless

gentle treatment with no drilling, no syringe, no noise, no vibration and no unpleasant feeling in the mouth.



Multiflexible

KaVo RONDOflex plus fits the MULTiflex coupling and can therefore be used immediately on any treatment unit.

Flexible work. Versatile indications.

KaVo RONDOflex plus opens up many possibilities

Improving the adhesive technique on tooth and materials in restorations:

- Cleaning and enlarging the surfaces of tooth structures, metals, ceramics, composites, acrylics and amalgams for better adhesion
- Perfect prior to IDS (Immediate Dentin Sealing)
- Prior to adhesion of orthodontic brackets, veneers and aligners

Preparations:

- Smaller cavities in composite restorations of classes I to VI
- Preparation of cavities and fissures, as well as conservative preparation of incipient lesions
- Removal of discolourations to expose lesions or remove amalgam tattoos

Restorations: intraoral and extraoral

- Removal of composite restorations and cement
- Repair: removal of composites, acrylic and other resin-based filling materials
- Repair of pin mountings

You can ideally cover all indications for air abrasion with RONDOflex plus

KaVo RONDOflex plus – typical applications

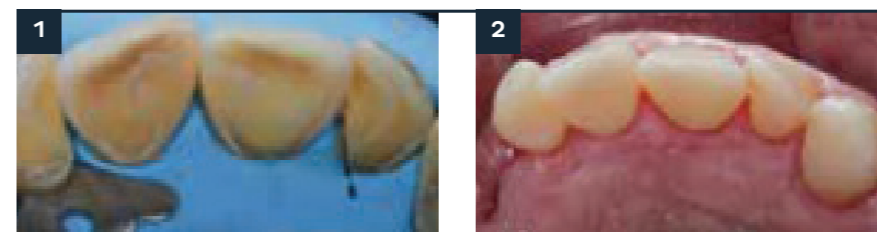
A) Treatment of the tooth surface and adhesive surface of the bridge for optimised adhesion of the bridge



B) Due to few retention areas, the crown stump and the CAD/CAM crown were processed with RONDOflex to improve the adhesive technique



C) Improved and optimised adhesion for veneers



Enhancing quality and efficiency for every dental and orthodontic practice

The RONDOflex plus 360 starter package



- RONDOflex plus 360
Mat. no. 1.002.2179
- Cannula 110°/0.60 mm
Mat. no. 1.002.6251
- Cannula 110°/0.46 mm
Mat. no. 1.002.9176
- Key (for changing the cannula)
Mat. no. 1.002.6250
- Powder container 27 µm
(powder replacement)
Mat. no. 1.003.1235
- Powder container 50 µm
(powder replacement)
Mat. no. 1.003.1236
- Rubber cover
(for powder container)
Mat. no. 1.000.2678
- Powder 27 µm & 50 µm; 75 g each
- Nozzle needle
Mat. no. 0.573.6052
- Cleaning bur
Mat. no. 0.573.0321

Additional accessories

- Cleaning cover
Mat. no. 3.005.4213
- Cleaning adaptor
Mat. no. 3.006.4667
- Protective goggles for patient and user
Mat. no. 1.000.9006
- Cannula mounted 90°/0.6
(for improved access to molar region)
Mat. no. 1.002.9179
- Cannula mounted 90°/0.46
(for improved access to molar region)
Mat. no. 1.002.9182
- Flat container seal
Mat. no. 0.573.6072
- O-ring for cannulas
Mat. no. 0.200.6019
- Nozzle tube 0.9
Mat. no. 1.002.9920

Consumables



- RONDOflex powder 27 µm 1000 g
Mat. no. 1.000.5957
- RONDOflex powder 50 µm 1000 g
Mat. no. 1.000.5956

50 µm are optimal if you require a high abrasive power, e.g. for hard materials. If you want to create a microtexture on fine, softer surfaces, choose the 27 µm grain size.